

COF Series

Specification


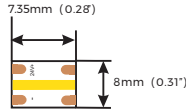
DF10N

24V-8mm



【General description】

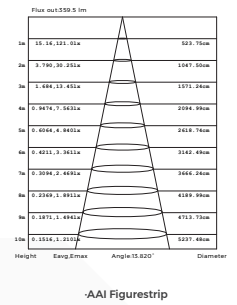
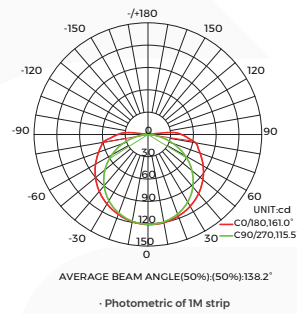
- Light line and dot-free with big emitting angle
- Arbitrary cutting, each cutting unit is only 7.35mm
- Easy installation and maintaining
- 5 optional 2700K/3000K/3500K/4000K/6500K
- With life span over 60000H
- Ta: -25~40°C; Tc: 75°C(max)
- UL/UACK/CE/ROHS/REACH certification



【Dimension】

Input voltage: DC24V
 CRI: 90
 Max.power: 11.2W(1m)
 Power range: 8.8~11.2W(1m)
 Rated current: 0.42A(1m)
 Typical Power: 10W(1m)
 tape IP: IP20/IP65/IP67
 On-off times: 10000(test times)
 Warranty: 7 years indoor / 5 years outdoor

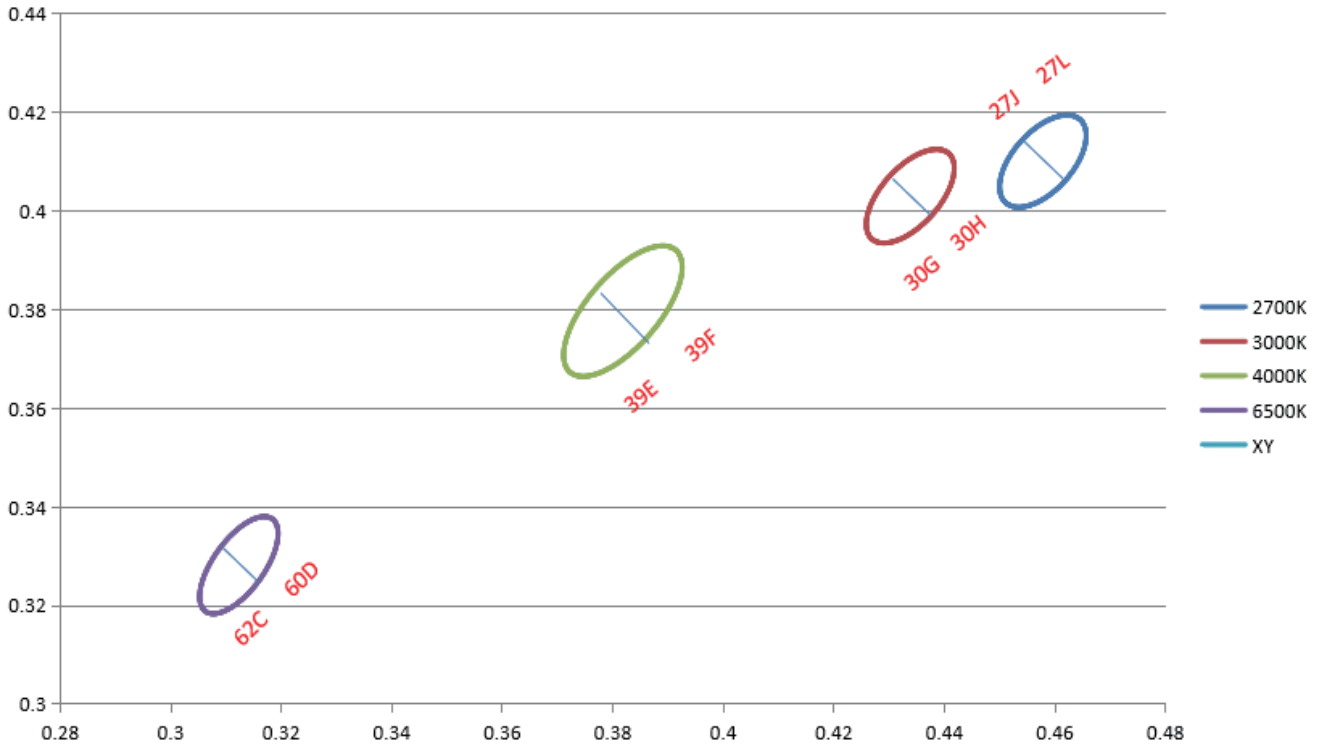
Max.length: 5000mm(16.4')
 Cutting unit: 7.35mm(0.28")
 LEDs/m: 544
 Min. bend diameter: Φ 60mm(2.36")
 Mounting: 3M tape
 Copper foil: 3oz



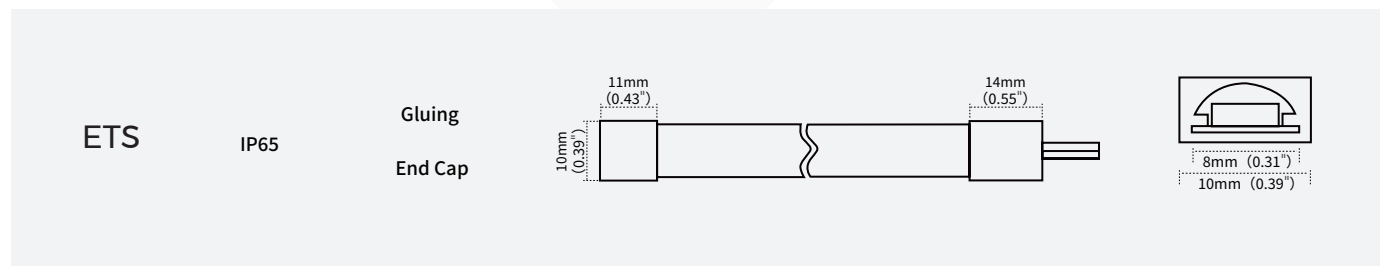
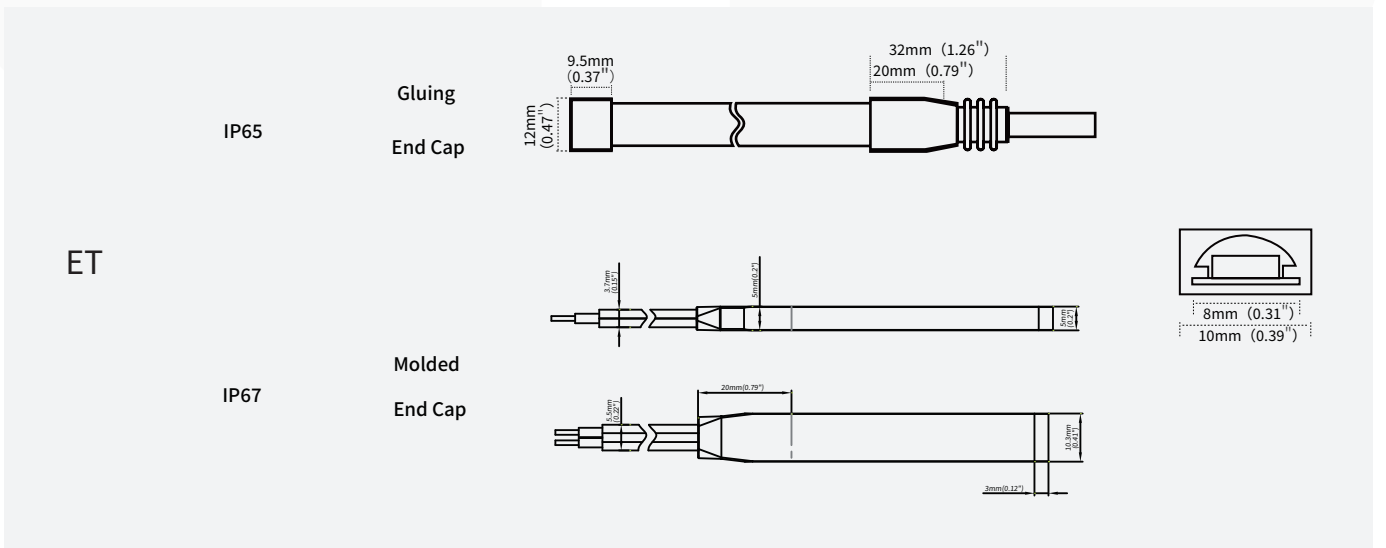
【Photo-electric Parameters】

CRI	Color	CCT	Lumen(lm/m)	Lumen(lm/ft)	lm/W	ErP 2019
Ra>90	SW	2700K	1040	317	104	F
Ra>90	WW	3000K	1090	332	109	F
Ra>90	PW	3500K	1140	348	114	F
Ra>90	NW	4000K	1190	363	119	E
Ra>90	W	6500K	1210	369	121	E

- 1.The tolerance of output data can be vary up to 10%.
- 2.the output data tested according to IES TM-30-15.
- 3.the output data is based on IP20/lmerter,data of 5m in only for reference.
- 4.IP protection process leads changes to size, CCT and luminous flux.

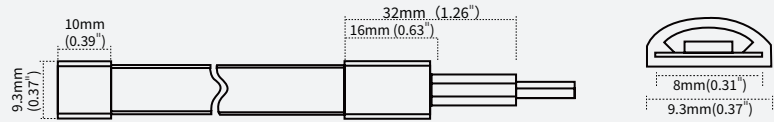


[IP process information]







EG/EGR IP65









Gluing
End Cap







【Electronic & output data】

IP Process	Picture	Picture description	Size	optional CCT/color for finished product	lumen output rate
NO		No proof	8mm*1.6mm	2700K/3000K/3500K/4000K/6500K	100%
NA		Nano-proof	8mm*1.6mm	2700K/3000K/3500K/4000K/6500K	98%
ET		Extrusion tube	10mm*4.8mm	2700K/3000K/3500K/4000K/6500K	88%
EG		Extrusion curved tube	9.3mm*3.8mm	2700K/3000K/3500K/4000K/6500K	88%

【Accessories Information】

Name	Picture	Code	coding	description
Connector for FPC and FPC		81-01-000002-000093	CBB208-DFTA	8MM-2P solder-free connector (board-to board)\ suitable for bare board 8mm width strip light
Connector for wire and FPC		81-01-000002-000091	CXB208-DFTA	8MM-2P solderless connector(wire to board)\ Compatible with 20&22AWG wire\20#(6A);22#(4A)\ Applicable to bare board 8mm width lamp strip
Fixed Clip		94-02-00-0002	FSW08SA	Silicone clip, screw: PA 3*8mm, suitable for 8mm FPC,EF/ET strip
Gas phase rubber plug		94-02-00-0038	DT08EG-A	Translucent gas phase adhesive plug, suitable for 8mm wide silicone extrusion eg lamp with
Gas phase gel plugging		94-02-00-0039	DW08EG-A	Translucent gas phase adhesive plug, suitable for 8mm wide silicone extrusion eg lamp with end plug
Silicone Plug Kit		94-02-00-0044	DT08EA-A	Silicone plug kit, suitable for 8mm board width, ET/EF series silicone extrusion light strip
Silicone stopper kit		94-02-00-0045	DW08EA-A	Silicone tail plug kit, suitable for 8mm board width, ET/EF series silicone extrusion light strip
Mounting groove		94-02-00-0024	CVT08EA-12100100	Transparent PVC mounting groove,suitable for 8mm FPC,silicone extruded EF/ET strip

【Accessories Information】

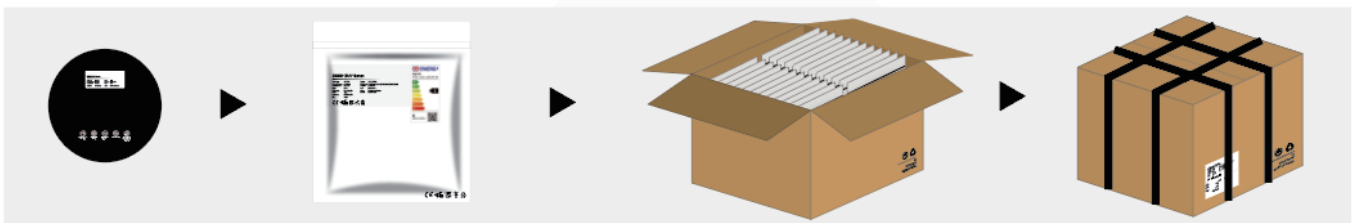
Name	Picture	Code	coding	description
Stopper glue		94-16-03010001	AS-PG-0003	Silicone gel,suitable for ET/EF/EG waterproof LED strip
ET solderless plug		94-03-00-0027	PT208-ETWA	Monochromatic light strip, 8mm board width, ETS protection technology
ET press-fit terminals		94-03-00-0028	CBX208-ETWA020	Monochromatic light strip, 8mm board width, ETS protection technology
ET press-fit terminal kit		94-03-00-0029	STBX208-ETWA020	Monochromatic light strip, 8mm board width, ETS protection technology

【Packing】

Colors brand package



General customized package



IP Process	Product size(mm)	Product quantity (m/reel)	Product quantity (m/case)	Product net weight(kg)	Net weight per box(kg)	Gross weight(kg)	Package size (cm)
NO	5000*8*1.5	5	300	0.11	6.6	7.6	410*410*260
NA	5000*8*1.6	5	300	0.115	6.9	7.9	410*410*260
ETS	5000*10*4.8	5	200	0.42	16.9	19.3	410*410*260
EG	5000*9.3*3.8	5	200	0.2	8	9	410*410*260

Remark: data with 10% tolerance

· Engineering packaging of NO(IP20).



· Engineering packaging

(free-soldering end caps with 40 cover per box could be ordered separately if needed)



IP Process	Product size(mm)	Product quantity (m/reel)	Product quantity (m/case)	Product net weight(kg)	Net weight per box(kg)	Gross weight(kg)	Package size (cm)
NO	50000*8*1.5	50	650	0.92	12.1	13	410*410*260
NA	50000*8*1.6	50	650	0.97	12.6	13.6	410*410*260
ET	50000*10*4.8	50	100	4.5	8.5	9	255*255*260
EG	50000*9.3*3.8	50	100	2.0	4	4.5	255*255*260

Remark: data with 10% tolerance

【Precautions】

- Please drive the led strip with 24VDC isolated power, and the ripple of the constant voltage source should be less than 5%.
- Please do not bend the strip into an arc with a diameter less than 60mm to ensure the longevity and reliability.
- Do not fold it in case any damage of LED beads.
- Do not pull the power wire hard to ensure the longevity. Any Crash may damage the LED light is prohibited.
- Please make sure the wire is connected to the anode and cathode correctly. The power output should be consistent with the voltage of the strip to avoid damage.
- LED lights should be stored in dry, sealed environment. Please only unpack it before usage. Ambient temperature: -25℃~40℃. Storage temperature: 0℃~60℃. Please use the strips without waterproof within indoor environment with humidity less than 70%.
- Please be careful during operation. Do not touch the AC power supply in case of electric shock.
- Please leave at least 20% power for the power supply during using to ensure there is enough power supply to drive the product.
- Do not use any acid or alkaline adhesives to fix the product (e.g.: glass cement).
- Do not scratch the product when IP process of the product is NA. Ultraviolet rays will damage the nano-layers on the product and seriously affect the life of the product.